

## 23 200m Individual Medley Men Final

Official




Qualified






























Heats

Total 13 years 14 years 15 years 16-18 years

Rank	Competitor	Age	Club	RT	FINA	Result
1	Alexander ...	15	Pirates Swi...	+0.67		<b>2:13.15</b> Entry: 2:14.03 (- 0.88) 50m: 27.87 100m: 1:02.97 (35.10) 150m: 1:42.70 (39.73) 200m: 2:13.15 (30.45)
2	McDiarmid-...	16	Oamaru Sw...	+0.55		<b>2:14.51</b> Entry: 2:17.03 (- 2.52) 50m: 27.85 100m: 1:03.08 (35.23) 150m: 1:41.83 (38.75) 200m: 2:14.51 (32.68)
3	Perceval L...	15	Central Ha...	+0.59		<b>2:16.87</b> Entry: 2:20.53 (- 3.66) 50m: 29.85 100m: 1:04.56 (34.71) 150m: 1:45.87 (41.31) 200m: 2:16.87 (31.00)
4	Rowe Jack	16	Ice Breaker...	+0.52		<b>2:17.53</b> Entry: 2:20.01 (- 2.48) 50m: 28.53 100m: 1:02.41 (33.88) 150m: 1:45.86 (43.45) 200m: 2:17.53 (31.67)
5	Brown Lewis	14	Capital Swi...			<b>2:19.67</b> Entry: 2:24.49 (- 4.82) 50m: 30.92 100m: 1:04.85 (33.93) 150m: 1:46.87 (42.02) 200m: 2:19.67 (32.80)
6	BakerSefo I...	15	Masterton S...	+0.54		<b>2:20.00</b> Entry: 2:21.88 (- 1.88) 50m: 29.39 100m: 1:06.38 (36.99) 150m: 1:48.08 (41.70) 200m: 2:20.00 (31.92)
7	Lynch Tyson	15	Vikings Swi...	+0.46		<b>2:20.27</b> Entry: 2:23.34 (- 3.07) 50m: 29.24 100m: 1:04.39 (35.15) 150m: 1:46.98 (42.59) 200m: 2:20.27 (33.29)
8	Thompson ...	16	Aquabladz ...	+0.72		<b>2:20.42</b> Entry: 2:20.59 (- 0.17) 50m: 28.77 100m: 1:05.76 (36.99) 150m: 1:45.55 (39.79) 200m: 2:20.42 (34.87)
9	Uchiyama T...	16	Jasi Swim ...			<b>2:20.52</b> Entry: 2:22.78 (- 2.26) 50m: 29.90 100m: 1:06.71 (36.81) 150m: 1:47.74 (41.03) 200m: 2:20.52 (32.78)
10	Yin Elijah	16	Mt Eden S...	+0.40		<b>2:21.14</b> Entry: 2:24.64 (- 3.50) 50m: 30.07 100m: 1:06.28 (36.21) 150m: 1:49.20 (42.92) 200m: 2:21.14 (31.94)
11	Horner Angus	15	Pirates Swi...	+0.55		<b>2:21.77</b> Entry: 2:24.76 (- 2.99) 50m: 30.96 100m: 1:08.10 (37.14) 150m: 1:48.63 (40.53) 200m: 2:21.77 (33.14)
12	Chen Ian	18	St Paul's S...			<b>2:22.18</b> Entry: 2:22.37 (- 0.19)

	50m: 31.54 150m: 1:48.95 (39.90)	100m: 1:09.05 (37.51) 200m: 2:22.18 (33.23)		
13	 <b>Kim James</b>	14  <b>Waitaha S...</b> +0.47	<b>2:22.35</b> Entry: 2:26.24 (- 3.89)	
	50m: 29.05 150m: 1:49.32 (44.57)	100m: 1:04.75 (35.70) 200m: 2:22.35 (33.03)		
14	 <b>Overend C...</b>	15  <b>Selwyn Swi...</b>	<b>2:22.75</b> Entry: 2:24.16 (- 1.41)	
	50m: 31.31 150m: 1:49.96 (44.05)	100m: 1:05.91 (34.60) 200m: 2:22.75 (32.79)		
15	 <b>Rowe Sam</b>	14  <b>Ice Breaker...</b> +0.45	<b>2:22.76</b> Entry: 2:24.16 (- 1.40)	
	50m: 30.51 150m: 1:50.26 (44.51)	100m: 1:05.75 (35.24) 200m: 2:22.76 (32.50)		
16	 <b>Holmberg ...</b>	16  <b>Liz van Wel...</b>	<b>2:22.81</b> Entry: 2:22.94 (- 0.13)	
	50m: 31.03 150m: 1:49.85 (41.39)	100m: 1:08.46 (37.43) 200m: 2:22.81 (32.96)		
17	 <b>Edwards Z...</b>	16  <b>Tawa Swim...</b> +0.54	<b>2:23.12</b> Entry: 2:24.78 (- 1.66)	
	50m: 29.38 150m: 1:48.34 (42.00)	100m: 1:06.34 (36.96) 200m: 2:23.12 (34.78)		
18	 <b>Inwood Ha...</b>	15  <b>Jasi Swim ...</b> +0.67	<b>2:23.59</b> Entry: 2:21.50 (+ 2.09)	
	50m: 28.92 150m: 1:50.72 (43.49)	100m: 1:07.23 (38.31) 200m: 2:23.59 (32.87)		
19	 <b>Narayan Ari</b>	13  <b>Hamilton Aq...</b> +0.57	<b>2:24.45</b> Entry: 2:27.58 (- 3.13)	
	50m: 32.40 150m: 1:50.85 (40.90)	100m: 1:09.95 (37.55) 200m: 2:24.45 (33.60)		
20	 <b>Sims Vardan</b>	16 <b>Swim Timaru</b> +0.59	<b>2:24.64</b> Entry: 2:24.51 (+ 0.13)	
	50m: 29.68 150m: 1:49.59 (41.27)	100m: 1:08.32 (38.64) 200m: 2:24.64 (35.05)		
21	 <b>McNabb Fi...</b>	15  <b>Blenheim S...</b> +0.58	<b>2:24.68</b> Entry: 2:26.00 (- 1.32)	
	50m: 31.18 150m: 1:51.25 (44.96)	100m: 1:06.29 (35.11) 200m: 2:24.68 (33.43)		
22	 <b>Smith Daniel</b>	14 <b>Pukekohe S...</b> +0.36	<b>2:24.86</b> Entry: 2:28.85 (- 3.99)	
	50m: 30.76 150m: 1:50.23 (41.02)	100m: 1:09.21 (38.45) 200m: 2:24.86 (34.63)		
23	 <b>Hewertson ...</b>	14  <b>Kowhai Swi...</b> +0.49	<b>2:24.89</b> Entry: 2:26.30 (- 1.41)	
	50m: 30.50 150m: 1:51.54 (45.01)	100m: 1:06.53 (36.03) 200m: 2:24.89 (33.35)		
24	 <b>Urlich Neo</b>	15  <b>St Paul's S...</b>	<b>2:26.51</b> Entry: 2:25.89 (+ 0.62)	
	50m: 29.46 150m: 1:51.62 (46.08)	100m: 1:05.54 (36.08) 200m: 2:26.51 (34.89)		
25	 <b>Brown Tom</b>	16 <b>Dannevirke ...</b> +0.46	<b>2:26.75</b> Entry: 2:24.95 (+ 1.80)	
	50m: 30.16 150m: 1:51.47 (45.43)	100m: 1:06.04 (35.88) 200m: 2:26.75 (35.28)		

26	 Wise Douglas	15	 Wanaka Sw...	2:27.47 Entry: 2:27.78 (- 0.31)
	50m: 31.57 150m: 1:53.55 (45.25)		100m: 1:08.30 (36.73) 200m: 2:27.47 (33.92)	
27	 Kennett Ollie	14	 Levin Swim...	2:27.58 Entry: 2:29.59 (- 2.01)
	50m: 33.51 150m: 1:54.06 (42.90)		100m: 1:11.16 (37.65) 200m: 2:27.58 (33.52)	
28	 Riley William	14	 St Paul's S... +0.58	2:28.56 Entry: 2:29.28 (- 0.72)
	50m: 31.50 150m: 1:53.66 (44.57)		100m: 1:09.09 (37.59) 200m: 2:28.56 (34.90)	
29	 Woodward ...	14	 Aquabladz ... +0.58	2:28.59 Entry: 2:30.32 (- 1.73)
	50m: 30.81 150m: 1:54.52 (45.68)		100m: 1:08.84 (38.03) 200m: 2:28.59 (34.07)	
30	 Read Joshua	13	 Selwyn Swi...	2:28.74 Entry: 2:31.14 (- 2.40)
	50m: 33.17 150m: 1:55.63 (45.79)		100m: 1:09.84 (36.67) 200m: 2:28.74 (33.11)	
31	 Gibson Alex	13	 Aquagym S...	2:28.91 Entry: 2:34.06 (- 5.15)
	50m: 32.97 150m: 1:58.31 (48.29)		100m: 1:10.02 (37.05) 200m: 2:28.91 (30.60)	
32	 Roberts La...	13	 North Shor... +0.56	2:29.53 Entry: 2:32.94 (- 3.41)
	50m: 31.87 150m: 1:53.88 (44.61)		100m: 1:09.27 (37.40) 200m: 2:29.53 (35.65)	
33	 Anderson ...	14	 Tawa Swim...	2:29.94 Entry: 2:27.22 (+ 2.72)
	50m: 31.28 150m: 1:54.12 (43.91)		100m: 1:10.21 (38.93) 200m: 2:29.94 (35.82)	
34	 Strachan Eric	14	 Oamaru Sw...	2:30.53 Entry: 2:30.45 (+ 0.08)
	50m: 31.42 150m: 1:56.28 (46.26)		100m: 1:10.02 (38.60) 200m: 2:30.53 (34.25)	
35	 Lafaele-Pu...	13	Pukekohe S... +0.45	2:33.54 Entry: 2:35.51 (- 1.97)
	50m: 32.44 150m: 1:58.40 (46.87)		100m: 1:11.53 (39.09) 200m: 2:33.54 (35.14)	
36	 Stevenson ...	13	 Mt Maunga... +0.42	2:35.49 Entry: 2:37.42 (- 1.93)
	50m: 33.96 150m: 2:00.18 (45.46)		100m: 1:14.72 (40.76) 200m: 2:35.49 (35.31)	
37	 Soal James	13	 Oamaru Sw...	2:36.19 Entry: 2:38.40 (- 2.21)
	50m: 32.38 150m: 2:00.52 (46.49)		100m: 1:14.03 (41.65) 200m: 2:36.19 (35.67)	
38	 Reynolds ...	13	 Howick Pak...	2:37.10 Entry: 2:37.80 (- 0.70)
	50m: 34.43 150m: 2:01.05 (45.98)		100m: 1:15.07 (40.64) 200m: 2:37.10 (36.05)	
39	 Atis-Viray S...	13	 Manurewa ... +0.38	2:37.45 Entry: 2:40.94 (- 3.49)
	50m: 33.40		100m: 1:13.01 (39.61)	

150m: 2:00.82 (47.81)    200m: 2:37.45 (36.63)

40  Heerikhuis...

50m: 36.47  
150m: 2:02.15 (44.00)

13  St Peter's S...

100m: 1:18.15 (41.68)  
200m: 2:38.55 (36.40)

**2:38.55**  
Entry: 2:41.00 (- 2.45)